

EIITE PLUS

PV Module



ET-M672BH400WW/WB	400W
ET-M672BH405WW/WB	405W
ET-M672BH410WW/WB	410W
ET-M672BH415WW/WB	415W
ET-M672BH420WW/WB	420W

*5BB and MBB can be provided upon request.

1500

High Voltage
UL and IEC 1500V certified; lowers BOS costs and yields better L



High Efficiency
Higher module conversion efficiency benefit from half cell structure (low resistance characteristic).



PID Resistance
Excellent Anti-PID performance guarantee limited power degradation for mass production.



Low-light Performance
Advanced glass and cell surface textured design ensure excellent performance in low-light environment.

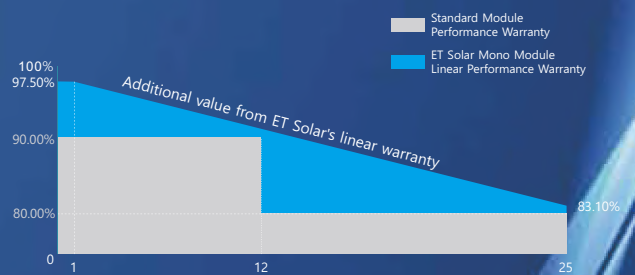


Severe Weather Resilience
Certified to withstand: wind load (2400 Pascal) and snow load (5400 Pascal).



Durability Against Extreme Environmental Conditions
High salt mist and ammonia resistance certified by TUV SUD.

WARRANTY



25 25-years Linear Performance Warranty

12 12-years Product Material & Workmanship

IEC61215
IEC61730
UL61215
UL61730



ET SOLAR
sales@etsolar.gr



M/ET-PD-EN-EU2021V2

ELECTRICAL SPECIFICATIONS

Model Type	E T-M672BH400WW	E T-M672BH405WW	E T-M672BH410WW	E T-M672BH415WW	E T-M672BH420WW
	E T-M672BH400WB	E T-M672BH405WB	E T-M672BH410WB	E T-M672BH415WB	E T-M672BH420WB
Peak Power (Pmax)	400W	405W	410W	415W	420W
Module Efficiency	19.9%	20.1%	20.4%	20.6%	20.9%
Maximum Power Voltage (Vmp)	41.70V	42.00V	42.30V	42.61V	42.91V
Maximum Power Current (Imp)	9.60A	9.65A	9.69A	9.74A	9.79A
Open Circuit Voltage (Voc)	49.80V	50.10V	50.40V	50.41V	50.45V
Short Circuit Current (Isc)	10.36A	10.48A	10.60A	10.61A	10.69A
Power Tolerance	0 to +4.99W				
Operating Temperature	- 40 ~ + 85°C				
Maximum System Voltage	DC 1500V				
Nominal Operating Cell Temperature	45±2°C				
Fire Performance	Class C(TUV)/Type 1(ETL)				
Maximum Series Fuse Rating	20A				

ELECTRICAL SPECIFICATIONS (NOCT)

Model Type	E T-M672BH400WW	E T-M672BH405WW	E T-M672BH410WW	E T-M672BH415WW	E T-M672BH420WW
	E T-M672BH400WB	E T-M672BH405WB	E T-M672BH410WB	E T-M672BH415WB	E T-M672BH420WB
Peak Power (Pmax)	302W	306W	310W	314W	318W
Maximum Power Voltage (Vmp)	39.60V	39.80V	40.00V	40.20V	40.40V
Maximum Power Current (Imp)	7.66A	7.72A	7.76A	7.82A	7.88A
Open Circuit Voltage (Voc)	48.50V	48.70V	48.90V	49.10V	49.30V
Short Circuit Current (Isc)	8.16A	8.22A	8.26A	8.30A	8.34A

MECHANICAL SPECIFICATIONS

Cell Type	Mono-Crystalline, 158.75×79.38mm
Number of Cells	144pcs(2×(6×12))
Weight	22.5kg
Dimension	2008×1002×35 mm
Front Cover	3.2mm Tempered Glass
Frame	Anodized Aluminium Alloy
Junction Box	IP68, 3 Bypass Diodes
Length of Cable	4.0 mm ² (12AWG), Portrait:255mm(+)/355mm(-);Or customized
Connector	MC4 Compatible

TEMPERATURE COEFFICIENT

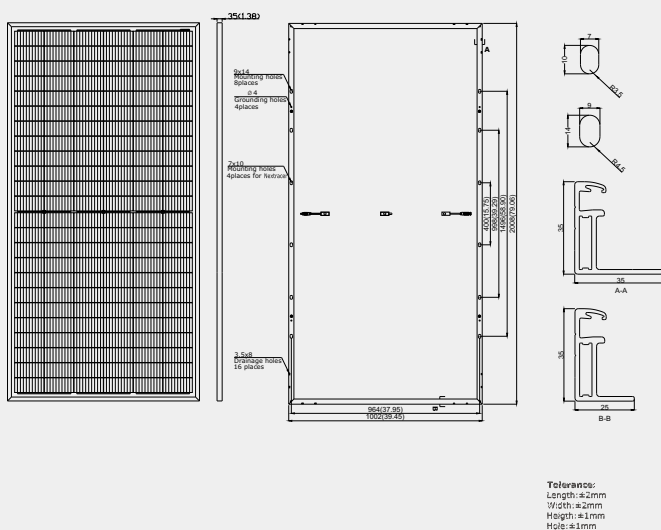
Temp. Coeff. of Isc (TK Isc)	0.054% /°C
Temp. Coeff. of Voc (TK Voc)	-0.263% /°C
Temp. Coeff. of Pmax (TK Pmax)	-0.338% /°C

PACKING MANNER

Container	40' HQ
Pieces per Pallet	31
Pieces per Container	737

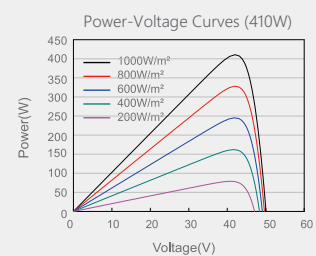
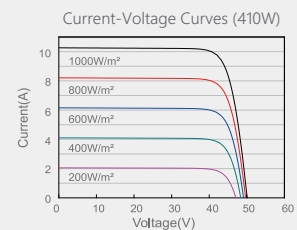
PHYSICAL CHARACTERISTICS

Unit:mm (inch)



* The above drawing is a graphical representation of the product.
For engineering quality drawings please contact ET Solar.

ELECTRICAL CHARACTERISTICS



Note: the specifications are obtained under the Standard Test Conditions (STCs): 1000 W/m² solar irradiance, 1.5 Air Mass, and cell temperature of 25°C. The NOCT is obtained under the Test Conditions: 800 W/m², 20°C ambient temperature, 1m/s wind speed, AM 1.5 spectrum.

Please contact sales@etsolar.gr for technical support. The actual transactions will be subject to the contracts. This parameters is for reference only and it is not a part of the contracts. The specifications are subject to change without prior notice.